

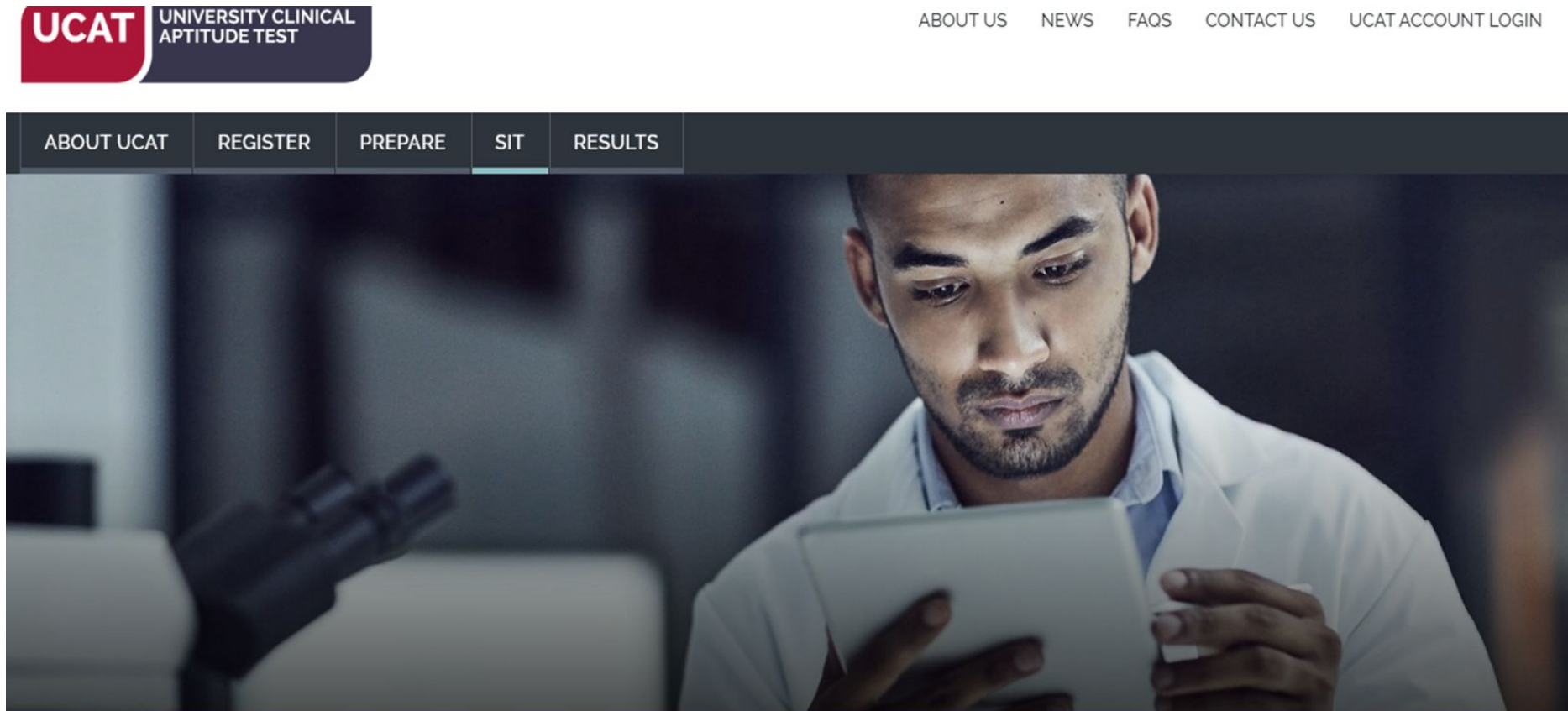
# UCAT Registration Process

- ❖ The University Clinical Aptitude Test (UCAT) is an admissions test used in the selection process by a pool of universities in the United Kingdom, Australia and New Zealand for their medical and dental degree programmes.
- ❖ The Registration process of UCAT may seem lengthy and may create some confusion but it is pretty simple if you follow the given steps.
- ❖ Before we begin the process make sure you have the following documents with you.
- ❖ A Valid Passport.
- ❖ A Credit Card

# UCAT Registration

**Step 0: Use the following link**

**<https://www.ucat.ac.uk/register/booking-your-test/>**



## Step 1: Fill your Personal Information.

- ❖ First name/Given Name (Name as per your passport).
- ❖ Middle Initial (If you have a middle name, then type the first letter of that word): (Only if mentioned in your passport).
- ❖ Last/Family Name ( Your surname should be exactly same mentioned in your passport) (Make sure you don't mention any special characters in it).
- ❖ Fill in your Date Of Birth, email address and permanent address phone number, with the help the pop-ups appearing next to the field.
- ❖ Starred fields are mandatory.
- ❖ Agree to the terms and conditions.

## Create a Web Account: Personal information (Step 1 of 4)

## Personal information

If you are a returning user with a username and password, please [sign in](#).

Required information is marked with an asterisk (\*). Enter information on this page in the Roman alphabet. (Alphanumeric)

## Personal

**⚠ IMPORTANT: YOU MUST ENTER YOUR LEGAL NAME EXACTLY AS IT APPEARS ON THE IDENTIFICATION YOU WILL PRESENT AT THE TEST CENTER.** If there is not an exact match, you will not be able to take your test and you will not be reimbursed for any fees paid.

Title:

Example: Mr., Ms., Mrs., Dr.

\*First Name / Given Name:

Enter as it appears on your government issued ID

Middle Names:

\*Last Name / Surname / Family Name:

Enter as it appears on your government issued ID

Suffix:

Example: Jr., Sr., II, III, IV

\*Date of Birth:

## Email

Most email correspondence is sent immediately, but some may take up to 24 hours. If you do not receive an email, please check your spam or bulk email folder. [We never sell email addresses.](#)

\*Email:

\*Confirm Email:

# Step 2- Fill up your Contact details

## Create a Web Account: Contact information (Step 2 of 4)

### Contact information

Required information is marked with an asterisk (\*).

Enter information on this page in the Roman alphabet. (Alphanumeric)

#### Address and Telephone

Address Type:

\*Country/Region of Residence:

Company:

\*Address 1:

Address 2:

Address 3:

\*City:

ZIP Code:

\*Telephone:

[Country Codes](#)

Extension:

Mobile Telephone Number:

**Note**- Please agree to I don't have any affiliation with UCAT Coaching

❖ Even when you choose Where is your country of permanent residence?

Please choose the answer as Other

As you choose the option-: Other

Following Question will become **Mandatory** to answer!

❖ Where is your country of permanent residence?

Eg-: Indian.

❖ Is a parent/guardian/close family member a doctor or dentist?

Eg-: Yes

- ❖ Do any of your parent, step-parent or guardians have higher education qualification, such as a degree, diploma or certificate of higher education?

Answer- Yes

(You will also have any option popping up as I don't prefer to answer.)



\*Individuals with an affiliation with a UCAT coaching business, for example, in their capacity as a tutor, or as an item developer, or having some financial interest in a UCAT coaching business are not eligible to sit the UCAT.

I confirm I do not have an affiliation with a UCAT coaching business

\*What gender are you?

\*Where is your country of permanent residence? (This means the country where you and your family would normally live).

\*What is the highest level of qualification you expect to have BEFORE you START your medical / dental programme?

\*Is a parent/guardian/close family member a doctor or dentist?

- Yes  
 No  
 I prefer not to say

Is a parent/guardian/close family member another type of healthcare worker?

- Yes  
 No  
 I prefer not to say

\*Do any of your parents, step-parents or guardians have higher education qualifications, such as a degree, diploma or certificate of higher education?

- Yes  
 No  
 Don't Know  
 I prefer not to say

\*I confirm that all my data above is correct and I agree to its use by the UCAT Consortium as described in the [Data Privacy Policy](#).

Yes

## Step 3- Find a test center

Find a test center

TC\_UCAT: Standard Exam (Test Centre Delivery)

C 401 Shanti Vihar Apartment , S.V Road Kandivali west, Mumbai 400067, Mumbai, Maharashtra, 400067, India Search

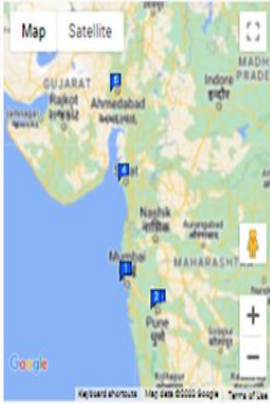
You can select up to three test centers to compare availability.

**Important Scheduling Instructions** [Learn more](#)

**Helpful hints:**

- The test center information link may provide directions, parking, wheelchair support or other physical access considerations.
- Distance (mi/km) is a straight line calculated from the center point of your search criteria and does not reflect driving distance.

Test Center	Distance
	<a href="#">Show km</a>
<input checked="" type="checkbox"/> <b>Pearson Professional Centre-Mumbai</b> Building No.9, 1st Floor Solitaire Corporate Park, 167 Andheri J B Nagar Link Rd, Chakala, Andheri (East) Mumbai Maharashtra 400093 India <a href="#">Test Center Information</a>	5.5 <a href="#">mi</a>
<input type="checkbox"/> <b>GATS</b> Office 1 Symphony 'C', Ashok Nagar, Range Hills Rd, Off Pune University Rd Pune Maharashtra 411020 India <a href="#">Test Center Information</a>	79.1 <a href="#">mi</a>
<input type="checkbox"/> <b>Pearson Professional Centre-Pune MAH</b> 517, Fifth Floor, Tower 2 World Trade Center, Kharadi, Pune	84.7 <a href="#">mi</a>



# Step 4-Set up username and password

## Create a Web Account: Login information (Step 4 of 4)

### Login information

All fields are required.

Enter information on this page in the Roman alphabet. (Alphanumeric)

#### Username

Your username must contain 6 or more characters.

Username:

Check Availability

#### Password

Your password must contain:

- 8 or more characters
- a combination of uppercase and lowercase letters
- numbers (0-9) or symbols (#, \$, %, etc.)

Your password cannot include your username.

Password:

Password Strength:

TOO SHORT

Confirm Password:

#### Security Questions

Your security answers cannot contain your username or password.

Question 1:

Answer 1:

Question 2:

Answer 2:

Question 3:

Answer 3:

## Step 5- Choose a Test Date

### Find an appointment

TC\_UCAT: Standard Exam (Test Centre Delivery)

**Important Scheduling Instructions** [Learn more](#)

#### 1. Select a date at your preferred test center

**Pearson Professional Centers-Mumbai**  
Building No.3, 1st Floor  
Solitaire Corporate Park, 167 Andheri  
J B Nagar Link Rd, Chakala Andheri(East)  
Mumbai  
Maharashtra 400093  
India

[Find another test center](#)

Select a date from the calendar. Only dates with appointment availability can be selected.

< September 2022 >

Su	Mo	Tu	We	Th	Fr	Sa
				1	2	3
4	5	6	7	8	9	10
11	12	13	14	15	16	17
18	19	20	21	22	23	24
25	26	27	28	29	30	

[Why can't I find an available appointment?](#)

## Step 6- Pay the Fee

The test fee is payable at the time of booking by major debit/credit card:

Tests taken in the UK: **£70**  
Tests taken outside the UK: **£115**

### Order Total



Subtotal:	115.00
Estimated Tax:	0.00
<b>ESTIMATED TOTAL DUE:</b>	<b>GBP 115.00</b>

[Add Voucher or Promo Code](#)   
[What is this?](#)

Required information is marked with an asterisk (\*).

### Card Details

We accept the following cards:



\*Card Type:

\*Card Number:  
(Do not include hyphens or spaces)

\*Expiration Date:

\*Cardholder's Name:  
(Name as it appears on card)

# Rescheduling and Cancelling

## Reschedule a Test

- ❖ Reschedule your test appointment if you want to find an earlier or later test date or change which test center you take your test at.
- ❖ You must give at least 24 hours' notice to reschedule your test, or you will have to pay again.

## Cancel a Test

- ❖ Cancel your test if you no longer need your appointment.
- ❖ You must give at least 24 hours' notice to cancel your test, or your test fee will not be refunded.
- ❖ Cancel online through your [UCAT Account](#).

## Contact UCAT

- ❖ Pearson VUE Customer Services.
- ❖ +44 (0)208 616 5106.
- ❖ The Pearson VUE Customer Services UCAT helpline is available 08:00 to 17:00 UK time, Monday to Friday excluding English Bank Holidays



Thank you!!!